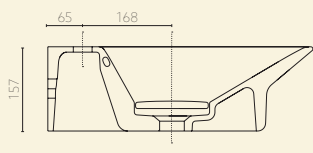
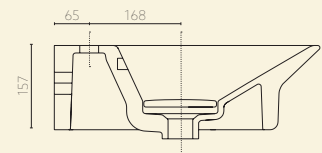
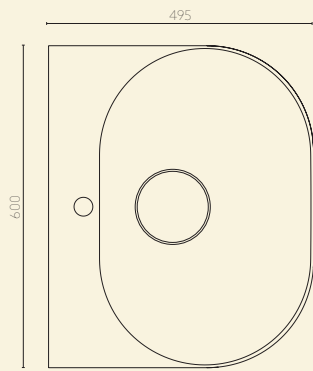
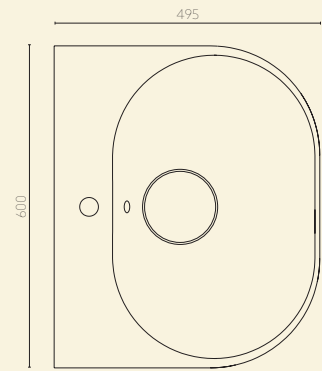
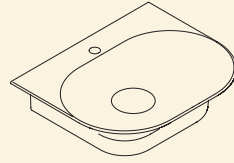
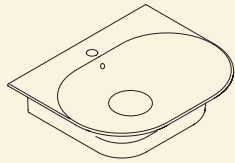


TONO Elements: Washbasins





Ceramic Basin Wall Mounted 600

- Features:
- Clicker waste with ceramic cover
 - Overflow CL10
 - Nk Protect/Compact Ceramic Technology
 - Chemical resistant
 - Easy-clean surface

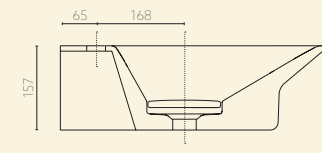
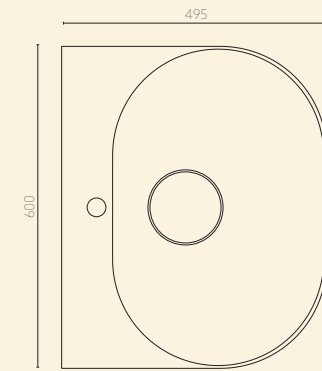
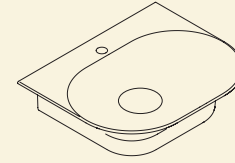
Krion Basin Wall Mounted 600

- Features:
- Clicker waste with Krion® cover
 - Hidden Overflow CL10
 - Krion® Stone is Greenguard Gold Certified

- Finishes:
-  Noken Ceramic®

- Finishes:
-  Krion® Stone

TONO Elements: Washbasins






Stone Basin Wall Mounted 600

- Features:
- Stone cover available with fixed waste
 - Hand finished matt surface
 - Stone Protection coating to resist stains and bacteria
 - Metal bracket
 - Without overflow

Note:

Stone is a natural product which may be subject to variations in shade. The colour of the material supplied may differ slightly from that shown. Stone basins are supplied without an overflow system

- Finishes:
-  Habana Dark
 -  Capuccino Grey
 -  Calgary