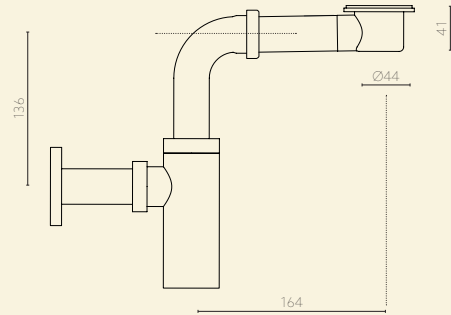
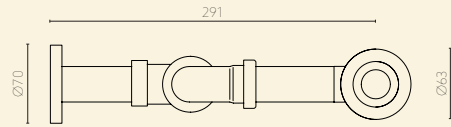

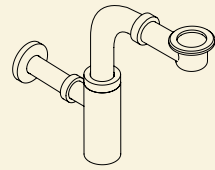
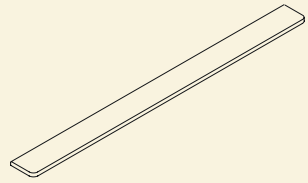


**TONO Elements: Brassware**



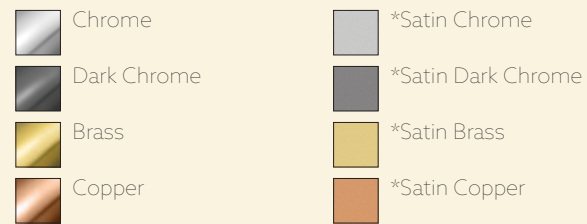
**Shower Shelf**

Features:  
Concealed fixings  
Ni-Cr coating tested to EN 248

**Countertop Bottle Trap Set**

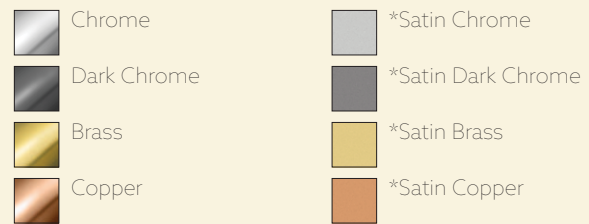
Features:  
For use with TONO Drawer units  
Adjustable height  
D.70mm. Wall embellisher included  
Brass  
Ni-Cr coating tested to EN 248

Finishes:



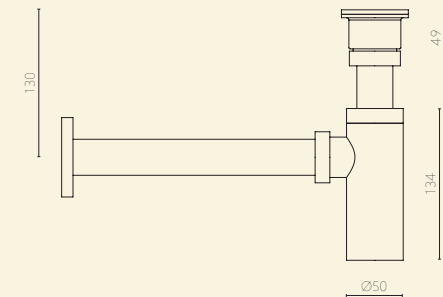

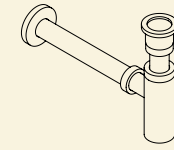
\*Minimum order 50 pieces

Finishes:



\*Minimum order 50 pieces

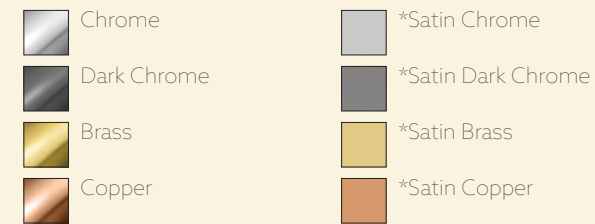
**TONO Elements: Brassware**



**Wall Hung Bottle Trap Set**

Features:  
Adjustable length and height  
D.70mm. Wall embellisher included  
Brass  
Ni-Cr coating tested to EN 248

Finishes:



\*Minimum order 50 pieces