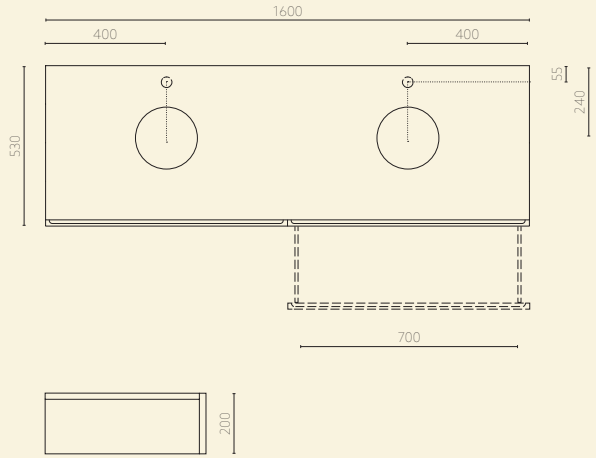
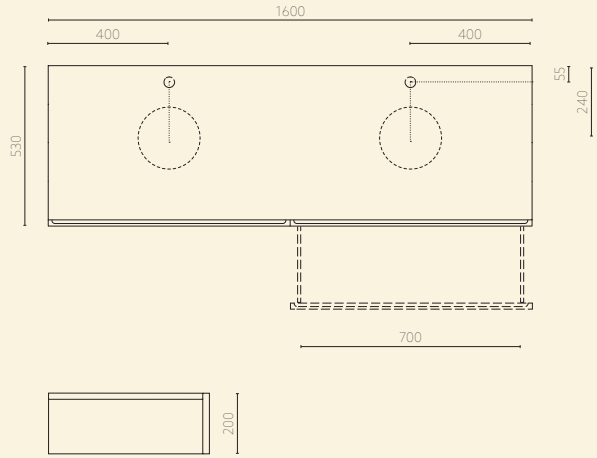
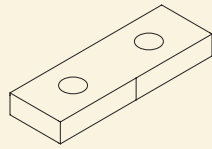
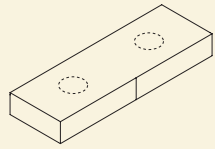


TONO Elements: Drawers




Wall Hung Drawer 1600 × 200 - Single Basin

- Features:
- Designed for Single Basin installation
 - Left and right versions available
 - Made with solid timber from sustainably managed forests
 - Wall brackets
 - Soft-close runners
 - Compatible with TONO Countertop Basins
 - Compatible with TONO Countertop Bottle Trap Set


Wall Hung Drawer 1600 × 200 - Double Basin

- Features:
- Designed for Double Basin installation
 - Made with solid timber from sustainably managed forests
 - Wall brackets
 - Soft-close runners
 - Compatible with TONO Countertop Basins
 - Compatible with TONO Countertop Bottle Trap Set

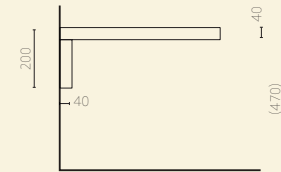
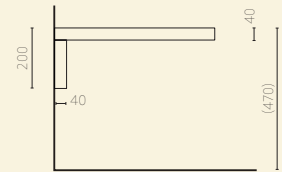
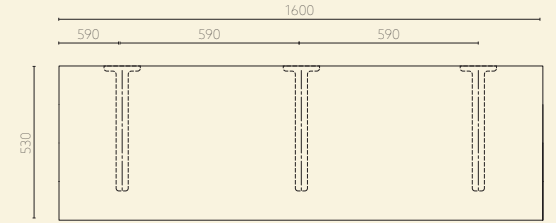
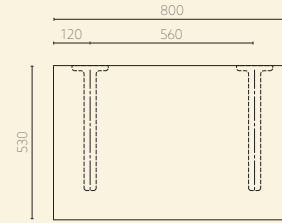
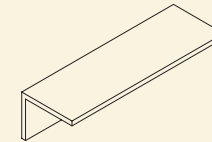
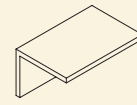
Finishes:



Finishes:



TONO Elements: Bench




Wall Hung Bench 800

- Features:
- Made with solid timber from sustainably managed forests
 - Wall brackets

Wall Hung Bench 1600

- Features:
- Made with solid timber from sustainably managed forests
 - Wall brackets

Finishes:



Finishes:

