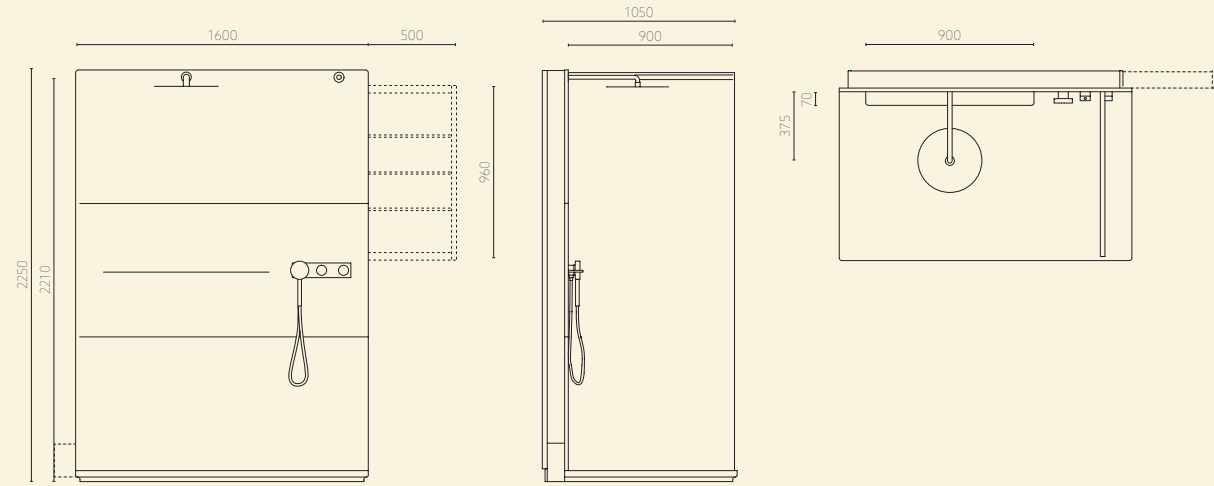
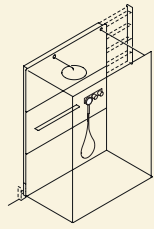
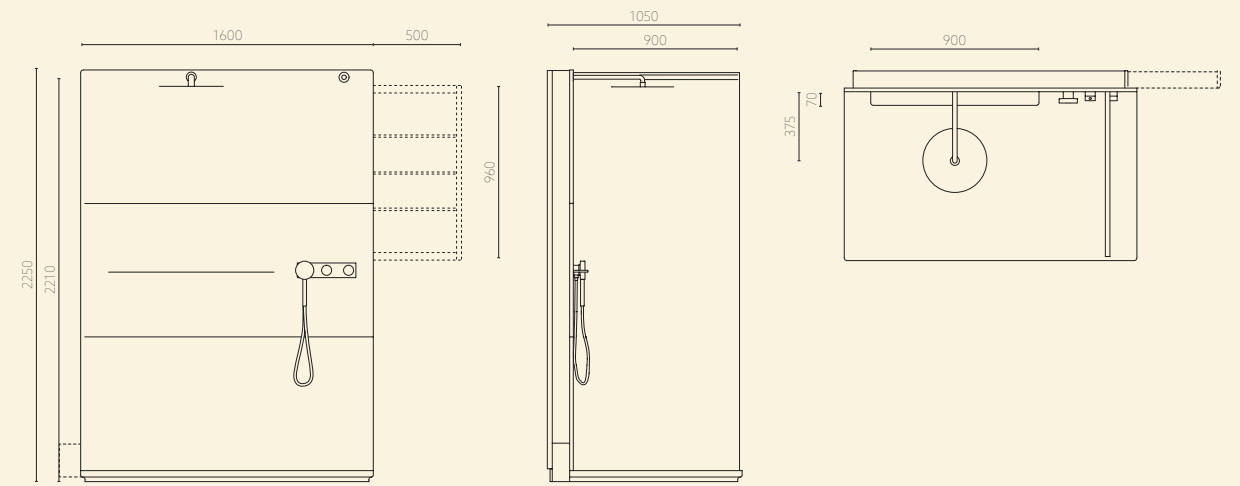
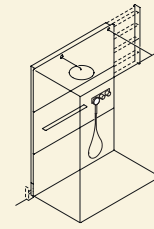


TONO One



TONO One



Krion Shower 1600

- Features:
- 100/240 V – 50/60 Hz 50W
 - Shower area 1600×900mm
 - 65mm CE bottle trap shower drain
 - Side access for maintenance
 - Adjustable wall mounted frame
 - Vertical drawer with storage shelves
 - 8mm Tempered glass shower enclosure
 - Ø400mm Rain shower
 - 2-Way Thermostatic Mixer
 - Hand Shower with magnetic holder
 - Ø35mm ceramic cartridge
 - Flow rate: 20 l/min at 3 bar
 - Ni-Cr coating EN 248 compliance
 - Krion® Stone is Greenguard Gold Certified

Finishes:

	Krion® Stone		Chrome (Brassware)		*Satin Chrome (Brassware)
	Aluminium Silver Anodized (structure)		Dark Chrome (Brassware)		*Satin Dark Chrome (Brassware)
			Brass (Brassware)		*Satin Brass (Brassware)
			Cooper (Brassware)		*Satin Copper (Brassware)

*Minimum order 50 pieces

Stone Shower 1600

- Features:
- 100/240 V – 50/60 Hz 50W
 - Shower area 1600×900mm
 - 65mm CE bottle trap shower drain
 - Side access for maintenance
 - Adjustable wall mounted frame
 - Vertical drawer with storage shelves
 - 8mm Tempered glass shower enclosure
 - Ø400mm Rain shower
 - 2-Way Thermostatic Mixer
 - Hand Shower with magnetic holder
 - Ø35mm ceramic cartridge
 - Flow rate: 20 l/min at 3 bar
 - Ni-Cr coating EN 248 compliance
 - Hand finished matt surface
 - Stone Protection coating to resist stains and bacteria

Note:

Stone is a natural product which may be subject to variations in shade. The colour of the material supplied may differ slightly from that shown. Stone basins are supplied without an overflow system

Finishes:

	Habana Dark		Chrome (Brassware)		*Satin Chrome (Brassware)
	Capuccino Grey		Dark Chrome (Brassware)		*Satin Dark Chrome (Brassware)
	Calgary		Brass (Brassware)		*Satin Brass (Brassware)
	Aluminium Silver Anodized (structure)		Cooper (Brassware)		*Satin Copper (Brassware)

*Minimum order 50 pieces